

Scaling People Operations for Remote-Ready Companies

With Recognize

Systems

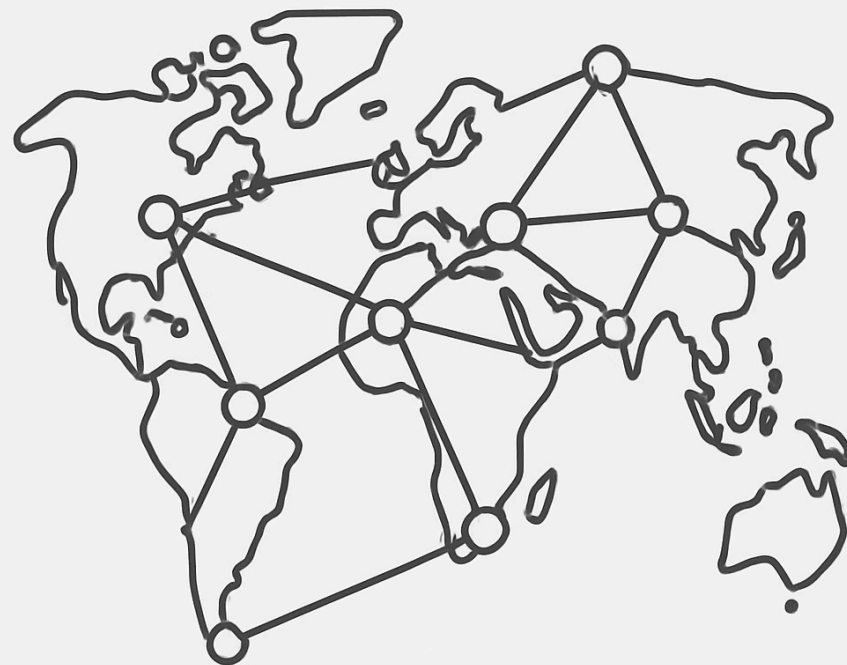
Unified architecture replacing fragmented tools

Rhythms

Asynchronous-first operating cadences

Structure

Manager enablement at scale



Alex Grande

Your Guide to All Things Recognition & Rewards



CEO,
Alex@RecognizeApp.com

Alex Grande is a web developer with a passion for motivation and human behavior.

As the CEO of Recognize (RecognizeApp.com), Alex has spent over a decade engineering the "Human API", using technology to scale the fundamental psychological need for appreciation.



Great Place to Work Surveys

What Outcomes Matter Most?

Place dots on your selected outcomes.
Multiple dots may be placed on a single outcome.

Improve retention / reduce regrettable attrition



Increase manager effectiveness




Accelerate Certification readiness



Strengthen employer brand + hiring



Improve engagement / trust in a specific population



Make action planning easier + more consistent



Get ROI narrative to leaders faster



I choose to partner with Great Place To Work because...


Great Place To Work

Great Place To Work

Great Place To Work

Place dots based on your comfort of AI doing each job.





Q2 2026 Workforce Mix

61%

Prefer Hybrid

Workers who cite hybrid as their preferred long-term arrangement.

8%

The Hybrid Premium

Equivalent salary increase that workers attribute to flexibility in work location.

25%

Commute Trade-off

Compensation tech workers would forfeit to permanently eliminate their daily commute.

The "Scaling Wall": Why Systems Break

The Dunbar Threshold

At **150 employees**, informal relationships collapse. The human brain cannot maintain trust networks beyond this cognitive limit — making intentional systems non-negotiable.

The Complexity Tax

Communication lines grow by the formula $C = N(N-1)/2$. At 5,000 people, that means over 12.5 million potential communication pathways — variability becomes extraordinarily expensive.

Critical Breaking Points

50 Employees

Regulatory complexity surfaces

150 Employees

Relational trust breaks

500 Employees

Manager variance explodes

Escalating Complexity: The Cost of Growth

As organizations scale, the complexity of people operating grows exponentially. Each headcount milestone introduces new structural conflicts and multiplies potential communication pathways.

Headcount Milestone	Primary Structural Conflict	Communication Lines (Potential)
50 Employees	Regulatory Compliance & Basic HRIS	1,225
150 Employees	Breakdown of Relationships; Hierarchy Necessity	11,175
500 Employees	Variance in Manager Capability; Data Silos	124,750
1,000+ Employees	System Failure; Total Strategy/Culture Misalignment	499,500+

This exponential increase underscores the critical need for proactive system design to manage the inherent challenges of scale and prevent operational breakdown.

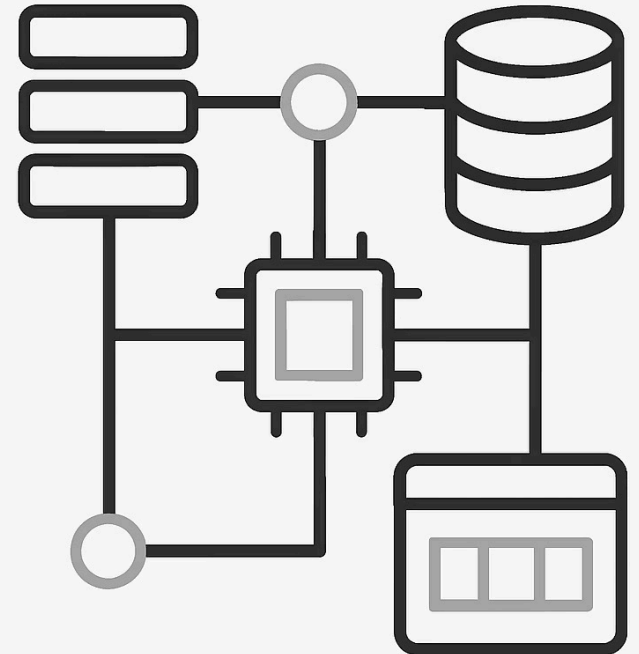
Systems Over Patchwork



Eliminate Technical Debt

Unified Hire-to-Retire Architecture

AI-Native Operations



Operating Rhythms for Velocity



Structure and Manager Enablement

Manager Cohort

High-MEI Managers

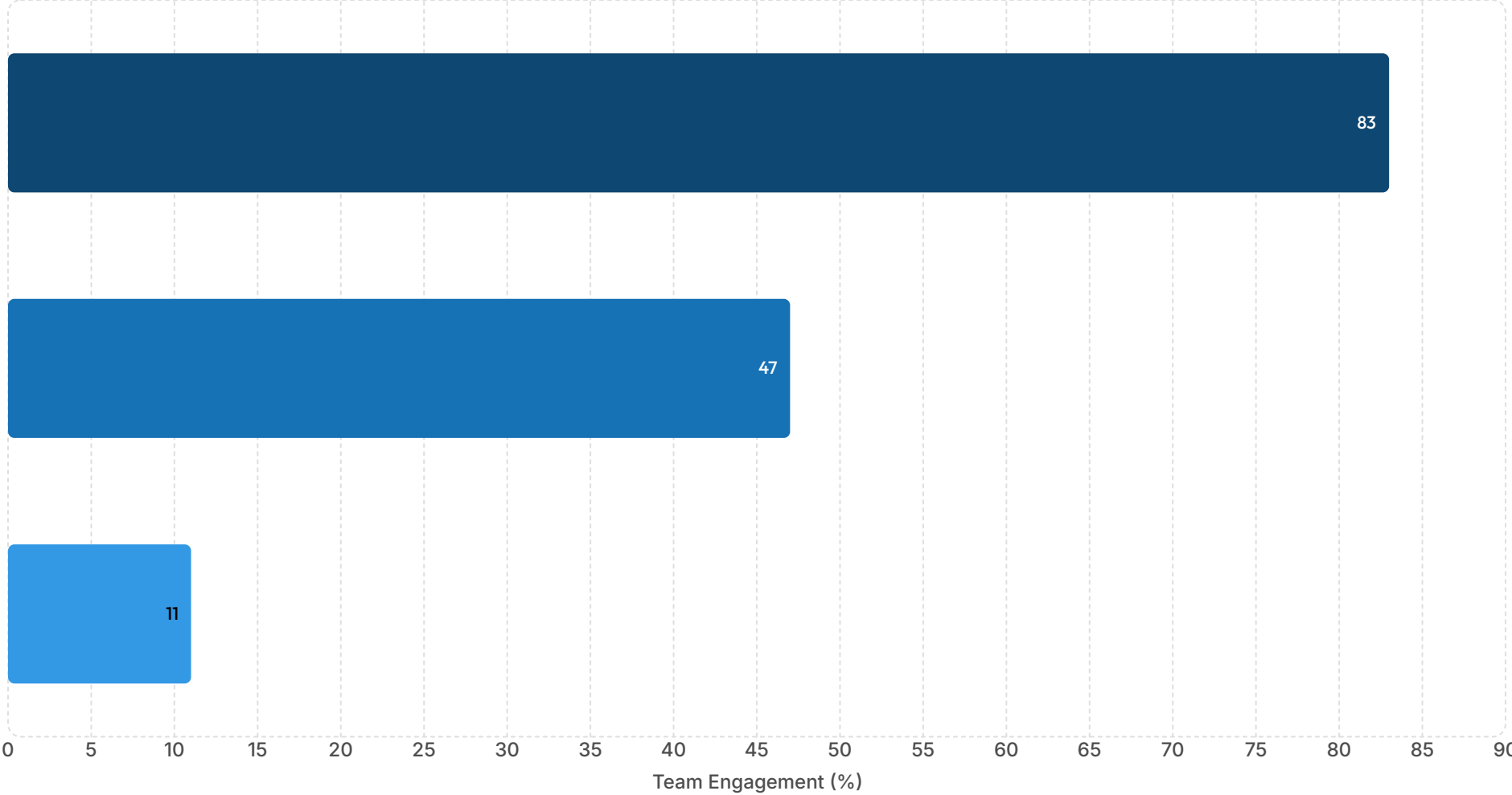
83

Average Managers

47

Low-MEI Managers

11



Manager Effectiveness Scores

Manager Enablement Index (MEI)

Measuring job authority, collaboration, and growth support.

From Boss to Coach

Equipping leaders with empathetic communication and inclusion skills.

Outcome-Based Performance

Replacing "Seat Time" with measurable goal achievement and "Team Aiming".

The Remote Work Paradox

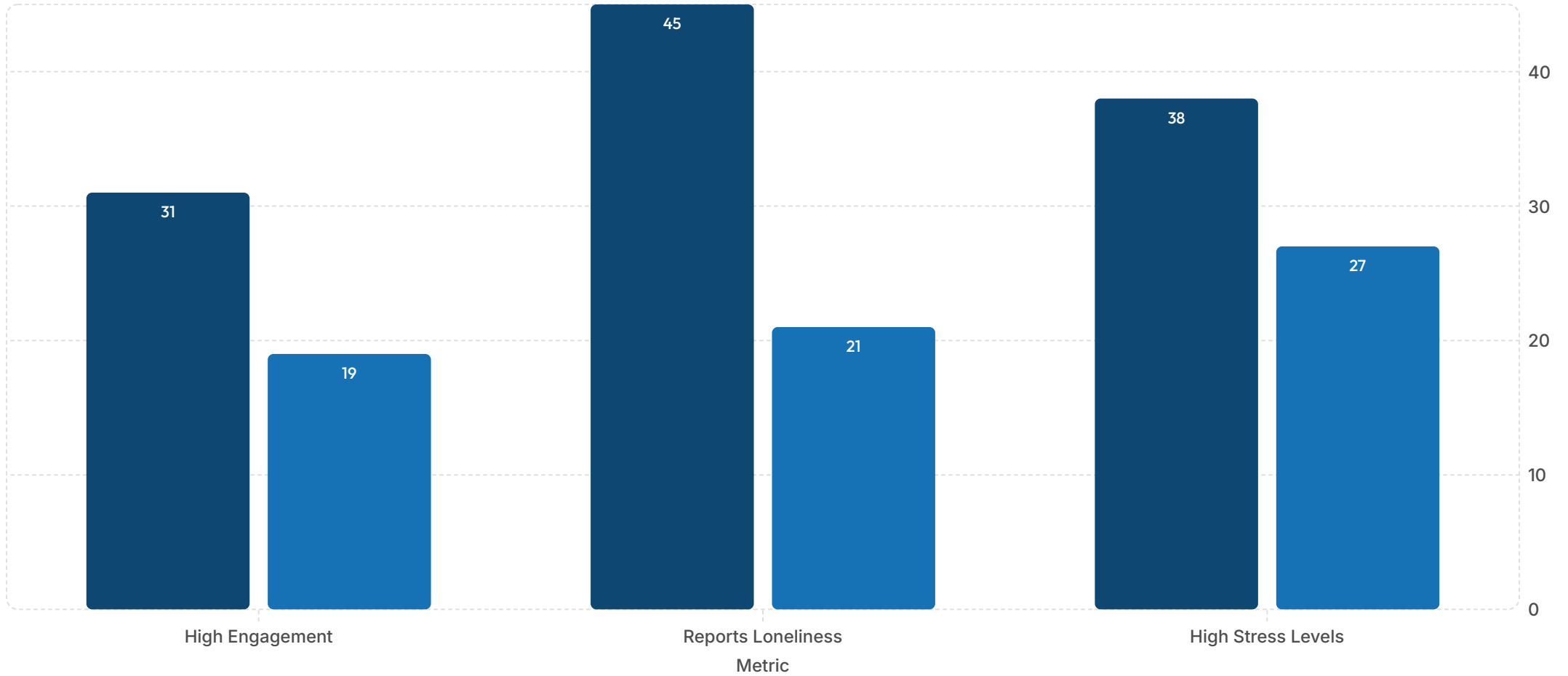
The shift to remote and hybrid models has fundamentally changed how we measure contribution and drive performance. The traditional focus on presence gives way to a modern emphasis on outcomes, challenging legacy assumptions about productivity and management.

Feature	Legacy Model (Presence)	Modern Model (Outcome)
Metric	Hours logged; Desk visibility	Results; KPI achievement
Feedback	Annual/Bi-annual reviews	Weekly meaningful coaching
Focus	Fixing weaknesses	Amplifying strengths
Visibility	"In-office" advantage	Digital transparency; Equality of access

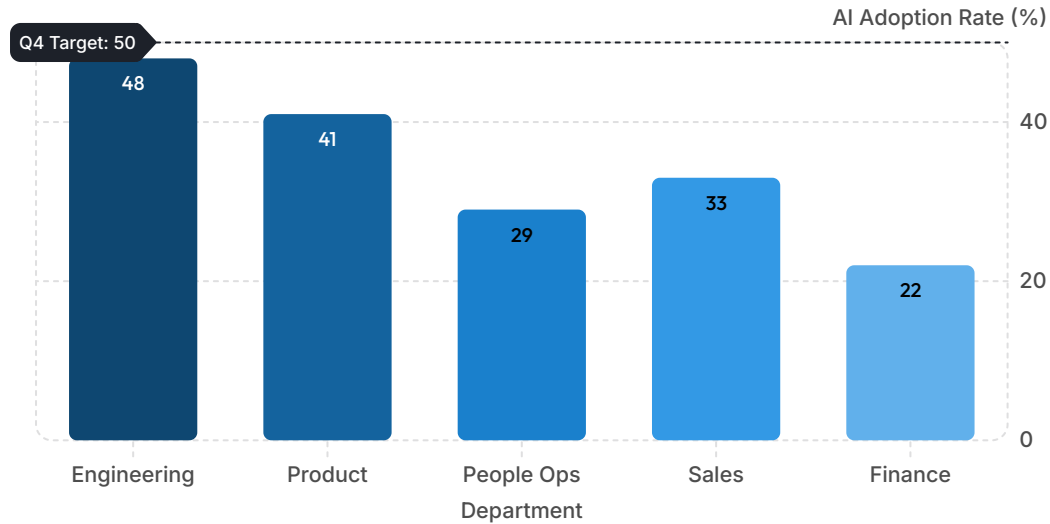
Embracing an outcome-centric approach is critical for fostering equity, driving engagement, and maximizing productivity across distributed teams.

The Remote Work Paradox

Remote (%) On-site (%)



Productivity and AI Adoption



Baseline Adoption Rate

33% company-wide today. Target: **50% by Q4 2026** with structured enablement programs.

Frontier Firm Benchmark

Power users average **50+ AI prompts per week**.

Focus Time Ratio

High-performing teams protect **40–50% of calendar as deep work blocks**.

Step 1: System Integration Audit

Lifecycle Checkpoints

01

Recruitment & Offer

ATS integration and offer automation

02

Onboarding

Day-1 readiness and compliance tracking

03


Performance & Development

Continuous feedback loops, MEI scoring

04

Exit & Alumni

Structured offboarding and insight capture



Step 2: Scaling the International Infrastructure



United Kingdom

Crossing the 30-employee threshold. Entity setup initiated for Q4 completion. Better tax structuring and stronger IP control than current EOR model.



Germany

Works council obligations require a legal entity. Transitioning now to ensure full compliance with German co-determination law before headcount grows further.



India

Fastest-growing hub. Local entity unlocks direct PF/ESIC management and significantly reduces per-head cost from the current \$4,800/yr EOR rate.

Step 3: Standardizing Operating Rhythms

As we scale to 5,000 employees, inconsistent workflows become bottlenecks. Standardizing our operating rhythms ensures predictability, reduces cognitive load, and enables cross-functional collaboration without constant re-alignment.



Global Meeting Cadence

Implement a tiered meeting structure (daily stand-ups, weekly syncs, monthly reviews) with clear agendas and ownership to optimize time across time zones.



Documentation Standards

Adopt a "handbook-first" approach for all processes, decisions, and knowledge, ensuring information is discoverable and asynchronous-friendly by default.



Project Workflow Templates

Roll out standardized templates for project initiation, execution, and closure to streamline work and ensure consistent quality across all teams.



Performance Reporting

Establish uniform metrics and reporting cadences for key operational KPIs, allowing for proactive adjustments and data-driven decision-making.

Step 3: Standardizing Operating Rhythms

The 3-3-3 Meeting Rule

Three meeting types only: **Weekly Team Sync, 1:1 Coaching, and Strategic Sessions**. Every other meeting is replaced with a shared asynchronous document.

The 24-Hour Feedback Rule

If a decision does not require a response within 2 hours, it moves to a shared doc with a 24-hour response window. This accommodates our global teams and eliminates urgent-meeting culture.

Focus Time Protection

Calendar blocks of 2–4 hours of uninterrupted deep work are designated and respected across all seniority levels. Teams that protect focus time show 40–50% higher output quality.

Asynchronous-First Principles

- If it isn't written down, it didn't happen.**
- Meetings are exceptions, not defaults.**
- Information is discoverable by design.**

Step 4: Digital Equity & Frontline Integration

The Digital Divide Problem

A significant portion of our non-desk workforce operates in "**digital deserts**"

The Action

Launch **internet connectivity stipends** for all frontline staff.

The ROI Case

Retention Impact

Leaders who support logistics variety report measurably higher loyalty scores among frontline cohorts.

Engagement Lift

Connected frontline workers show 2x higher participation in company-wide rituals and feedback programs.

Cost of Exclusion

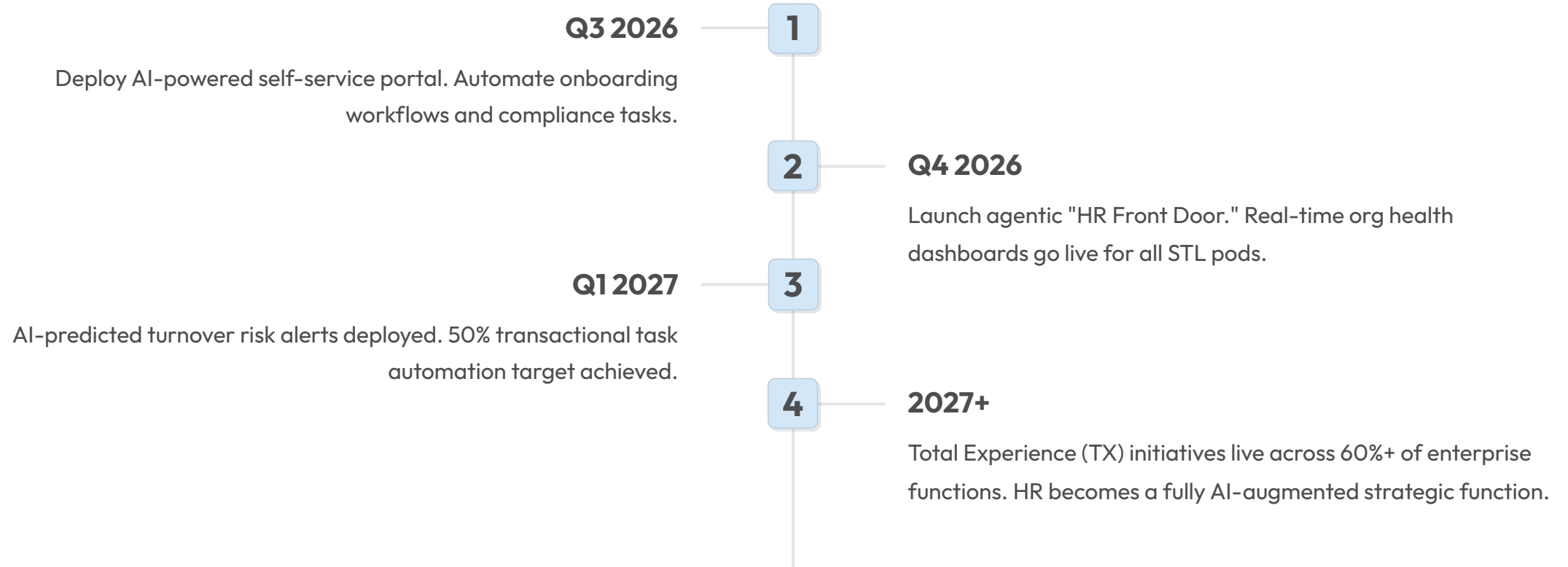
Frontline attrition driven by disengagement costs 40–60% of annual salary per replaced role.

Ownership: Benefits & Total Rewards Manager

Step 5: Performance Management Transformation

Dimension	Proximity-Based Model (Old)	Outcome-Based Model (New)
Measurement	Hours logged, office presence, meeting attendance	Verified deliverables, goal completion, impact metrics
Promotions	Visibility and relationship capital with senior leaders	Documented results and skills-based achievement
Feedback	Infrequent annual reviews, manager intuition	Weekly coaching cadence, structured MEI data
Equity	Advantage to in-office, co-located employees	Equal playing field for hybrid, remote, and frontline staff
Culture	Performance theater — looking busy matters	Psychological safety — results and candor are rewarded

Step 6: AI-First HR Roadmap



Culture as the Social Glue

The Challenge

Hybrid and remote work structurally erodes informal connection

Our Response

We are launching **cross-border buddy systems** that pair employees across reporting lines and geographies.

Culture Rituals at Scale

- **Morning Update Ritual**
- **Cross-Border Buddy System**
- **Virtual Water Cooler Sessions**

Talent Optimization and Growth



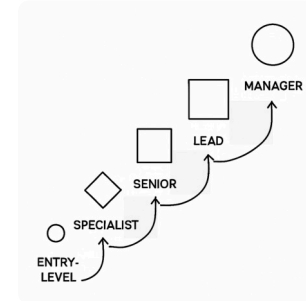
Role-Specific Onboarding

Tailored 30-60-90 day onboarding timelines for every function.



Hybrid-Critical Upskilling

Structured development of self-direction, async coordination, and digital collaboration skills



Skills-Based Internal Mobility

Transitioning from credential-based to verified skills-based promotion tracks

The 3-Pillar HR Operating Model

Pillar 1: Digital Operations

Elevate all transactional HR processes into **AI-powered digital self-service solutions.**

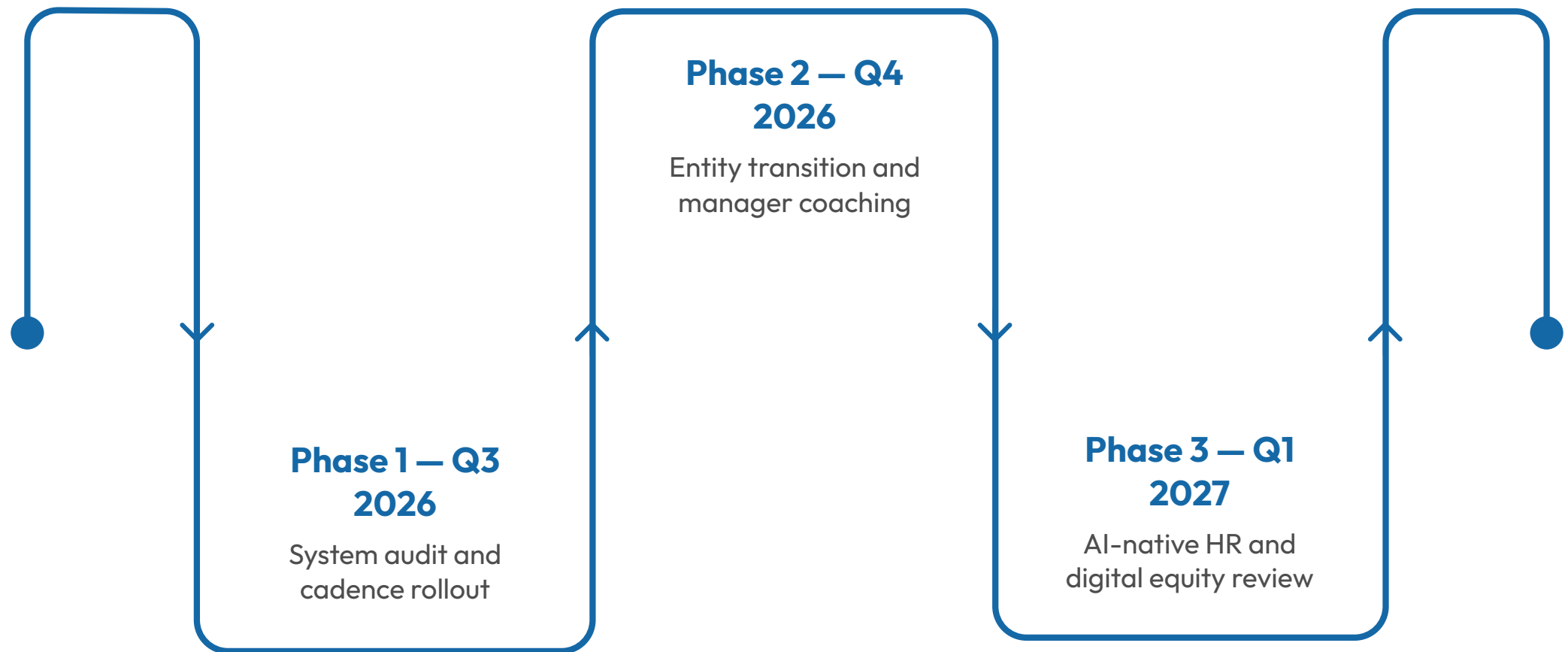
Pillar 2: Strategic Talent Leader Pods

Replace fixed HRBP assignments (1:423 ratio) with **dynamic agile pods** (1:1,200 ratio).

Pillar 3: HR as Product Design

Evolve Centers of Excellence from policy enforcement bodies into **HR Product Designers.**

Action Plan: Q3–Q4 2026 and Beyond



1

Q3 2026: Foundation

System Integration Audit complete. Unified HRIS modules live. Department-wide **Async Cadence Rollout** with protected focus time blocks. 3-3-3 meeting rule enforced across all functions.

2

Q4 2026: Expansion

International Entity Transitions live in UK, Germany, and India. **Manager Coaching Launch** with MEI scoring activated, weekly coaching cadence mandated. AI self-service portal deployed.

3

Q1 2027: Acceleration

AI-Native HR Deployment- agentic front door live, 50% transactional task automation achieved. **Digital Equity Review** complete. Unified infrastructure ready for the next growth wave.

Thank you!

Systems

Unified Hire-to-Retire architecture eliminating 80+ fragmented tools and 30 mins/day of time leakage.

Rhythms

Async-first cadences and the 3-3-3 meeting rule creating a predictable global heartbeat.

Structure

STL pods, MEI coaching, and outcome-based performance creating the employer of choice at every scale.



NEXT WEBINAR

Compensation That Works: Aligning Pay Across Remote, Hybrid, & Frontline Teams

Tuesday, May 12 | 1 PM ET | 10 AM PT

Key Takeaways:

- How to design compensation models that work across remote, hybrid, and frontline teams
- How to align pay with performance and location, not role visibility
- Creating consistency across locations without sacrificing flexibility
- Avoiding compensation gaps that lead to disengagement and turnover

REGISTER

HERE: https://us06web.zoom.us/webinar/register/2117779920493/WN_mTSDxEwkRpaIPK4M_zN4gA#/registration



COMPENSATION THAT WORKS: ALIGNING PAY ACROSS REMOTE, HYBRID & FRONTLINE TEAMS



TUESDAY, 12 MAY
01:00 PM ET



Live Webinar



Alex Grande

Chief Executive Officer
@Recognize

Powered by:



OFFICE HOURS

HR Office Hours: Bring Your Recognition Questions (Live Demo + Q&A)

Tuesday, May 14 - 2 PM ET | 11 AM PT

What you'll see (driven by YOUR questions):

- A live demo of Recognize in action
- How recognition flows across real teams in distributed environments
- How organizations drive consistent participation
- What managers actually see in their day-to-day dashboards
- How teams launch and sustain adoption without complexity

Bonus:

- Live Q&A
- \$100 gift card raffle
- 🎁 \$1,000 in rewards credit for new customers

Register here:

https://us02web.zoom.us/meeting/register/ITxYbL_eQjOup2uFXzRp7A#/registration



The graphic features the Recognize logo at the top left, which consists of a blue star inside a circle followed by the word "Recognize" in a bold, blue, sans-serif font. Below the logo is a chalkboard with a wooden frame. On the chalkboard, "HR Office Hours" is written in white cursive. Below that, "Thursday, May 14th @ 2pm ET" is written in yellow. Underneath the chalkboard, the text "Ask Us Anything About Team Recognition and Engagement" is displayed in white. At the bottom, there are two headshots: David Jones on the left, a man with glasses and a light-colored shirt, and Jess Vigorito on the right, a woman with blonde hair. Below each headshot is their name and title in white text.

**Ask Us Anything About
Team Recognition and Engagement**

David Jones
Recognition Solutions
Consultant

Jess Vigorito
Director
of Marketing

👉 If improving engagement and retention is on your radar, this will be a high-value 45 minutes for you!